



Designed by
Andreas Krob

Alpsee

ALPSEE S0 EXECUTIVE PO 9005

The Alpsee Series brings together aesthetics and functionality to meet the comfort needs of modern workspaces and homes. Its backrest design, created through the unique combination of mesh and polypropylene materials, prioritizes lumbar support and ensures maximum comfort during extended use.

Warranty / Cleaning & Maintenance

The warranty period is five years from the date of delivery. Check the QR code below, to see cleaning & maintenance information.

COLORS & MATERIALS

Fabric Finishes

Fabric A: Crepe, Istanbul

Fabric B: Era, Alba

Fabric C: Furnilana, Jet, Torino, Jeans

Fabric D: Synergy, KVADRAT TECHNICOLOUR

Fabric E: Iseo, Matera

Fabric F: Steelcut Trio, Oceanic, Craggan

Fabric B+: KVADRAT AUTUMN, KVADRAT GUEST, KVADRAT TELEMIA

Leather Finishes

Leather B: DERI MASTROTTO LINEA 622 NERO

Genuine Leather A: Linea

Genuine Leather B: Atlantic

Artificial Leather: Artificial Leathers

Vita Artificial Leather: Vita Artificial Leathers

Production Time / Assembly Notes




6-8 weeks + Shipping

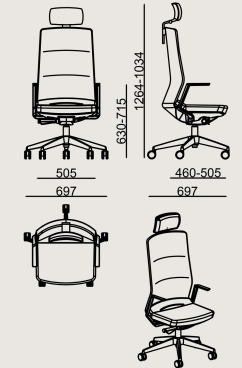
The product is delivered assembled.

Product Description

- Soft polyurethane shell with an ergonomic form on a metal frame.
- The headrest is upholstered in the selected fabric, and height and angle adjustments are available.
- Fixed armrests made of aluminum injection, RAL 9005 black.
- Black gas column and four-stage synchro tilt mechanism.
- Height and depth adjustable.
- Swivel mechanism and RAL 9005 black five-star base.
- Unloaded-brake black plastic castors for soft floors.
- The red wheel tread protector must be removed before use.
 - *Casters suitable for hard floors must be ordered separately.

Dimension

 Volume	0.5 m3 17.66 cbft3
 Package	0
 Weight	19.5 kg 42.99 lbs



ALPSEE S0 EXECUTIVE PO 9005 FBR A
Overall Width: 697 mm / 27.44"
Overall Depth: 682 mm / 26.85"
Overall Height: 1299 mm / 51.14"

Scan for all
colors & materials & catalogs

