



Designed by  
**Faruk Malhan**

## Laluce

LALUCE EXC S1 ETJ1100

Laluce is designed for executive offices to provide easy storage solutions, offering various options in different lengths.

### Warranty / Cleaning & Maintenance

The warranty period is five years from the date of delivery. Check the QR code below, to see cleaning & maintenance information.




### Production Time / Assembly Notes

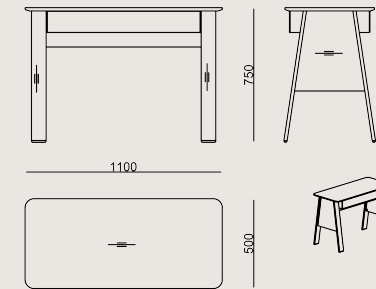
6-8 weeks + Shipping  
The product is delivered disassembled.

### Product Description

- The top panels are manufactured using birch plywood with a veneer finish. A lacquer finish is applied over the veneer.
- The side panels are manufactured using MDF with a veneer finish. A lacquer finish is applied over the veneer.
- The legs are manufactured using a specially designed aluminum profile with a veneer finish. A lacquer finish is applied over the veneer.
- The intermediate dividers are manufactured from specially designed anodized aluminum profiles.

### Dimension

	Volume	0.2 m3 7.06 cbft3
	Package	6
	Weight	42.3 kg 93.26 lbs



LALUCE MKM S1 ETJ1100 VENEER LACQUER  
Overall Width: 1100 mm / 43.31"  
Overall Depth: 500 mm / 19.69"  
Overall Height: 750 mm / 29.53"

### COLORS & MATERIALS

#### Veneer Finishes



WHITE OAK VENEER



SMOKED OAK VENEER



GR012 GREY VENEER

#### Lacquered Finishes



RAL 7021  
ANTHRACITE  
LACQUER

Scan for all  
colors & materials & catalogs

