

kolleksiyon



Designed by
Faruk Malhan

Laluce

LALUCE EXC S1 ETJ1100C

Laluce is designed for executive offices to provide easy storage solutions, offering various options in different lengths.

Warranty / Cleaning & Maintenance

The warranty period is five years from the date of delivery. Check the QR code below, to see cleaning & maintenance information.




Production Time / Assembly Notes

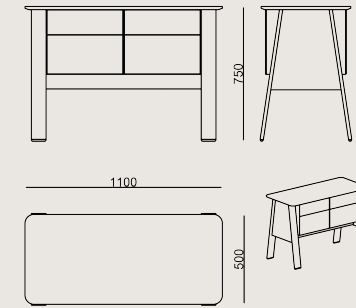
6-8 weeks + Shipping
The product is delivered disassembled.

Product Description

- The top panels are manufactured using birch plywood with a veneer finish. A lacquer finish is applied over the veneer.
- The side panels are manufactured using MDF with a veneer finish. A lacquer finish is applied over the veneer.
- The legs are manufactured using a specially designed aluminum profile with a veneer finish. A lacquer finish is applied over the veneer.
- The intermediate dividers are manufactured from specially designed anodized aluminum profiles.

Dimension

	Volume	0.3 m3 10.59 cbft3
	Package	6
	Weight	0 kg 0 lbs



LALUCE MKM S1 ETJ1100C VENEER LACQUER
Overall Width: 1100 mm / 43.31"
Overall Depth: 500 mm / 19.69"
Overall Height: 750 mm / 29.53"

COLORS & MATERIALS

Veneer Finishes



WHITE OAK VENEER



SMOKED OAK VENEER



GR012 GREY VENEER

Lacquered Finishes



RAL 7021
ANTHRACITE
LACQUER

Scan for all
colors & materials & catalogs

